






Microscience Microscopy Congress

incorporating **EMAG 2019**



1 - 4 July 2019, Manchester Central, UK | www.mmc-series.org.uk





Plenary Speakers

Each day of mmc2019 starts with a talk from a world-leading name in microscopy, setting the tone for the sessions that follow.

Invited and Submitted Talks

The scientific programme includes invited and submitted talks. Make sure that you are ready when the call for papers is made.

Poster Sessions

The poster village is a prominent and popular feature within the main exhibition hall with busy sessions at the end of each day.

Huge Exhibition

The exhibition will be home to 100+ companies showcasing the very best of what is available in microscopy and imaging.

Commercial Workshops

The commercial workshops are your opportunity to learn of what is new from manufacturers and to put your questions to them.

Learning Zone

The ever-popular Learning Zone is a fully-equipped teaching and learning area staffed by impartial experts to answer your questions.

Satellite Meetings

As always, mmc2019 will include a number of smaller meetings, allowing you to meet your peers within the environment of a much larger event.

Scientific Imaging Competition

The shortlisted images from the RMS Imaging Competition are displayed for all visitors to see, with the winners announced during the event.

Great Social Programme

Throughout mmc2019 there will be a number of high-profile social events that are perfect for networking and relaxing.

To keep up to date with the whole congress series visit www.mmc-series.org.uk and sign up to receive our e-newsletter



@RMSmmc



RMSmmc

Event Management by



Royal Microscopical Society
37/38 St Clements
Oxford, OX4 1AJ
www.rms.org.uk
Registered Charity: 241990